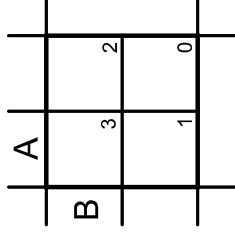
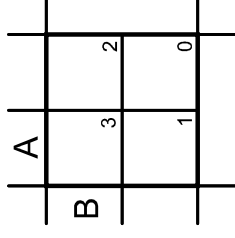
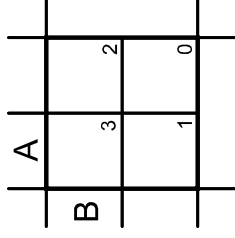
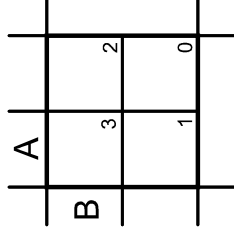
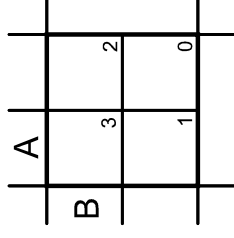
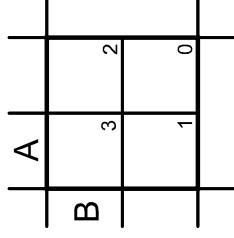


# 6 KV-Diagramme für 2 und 3 Variablen

	B	A						
0	0	0						
1	0	1						
2	1	0						
3	1	1						



	C	B	A						
0	0	0	0						
1	0	0	1						
2	0	1	0						
3	0	1	1						
4	1	0	0						
5	1	0	1						
6	1	1	0						
7	1	1	1						

